

CITY OF FREDERICKSBURG, VIRGINIA

NEIGHBORHOOD AREA 1

SURVEY RESULTS

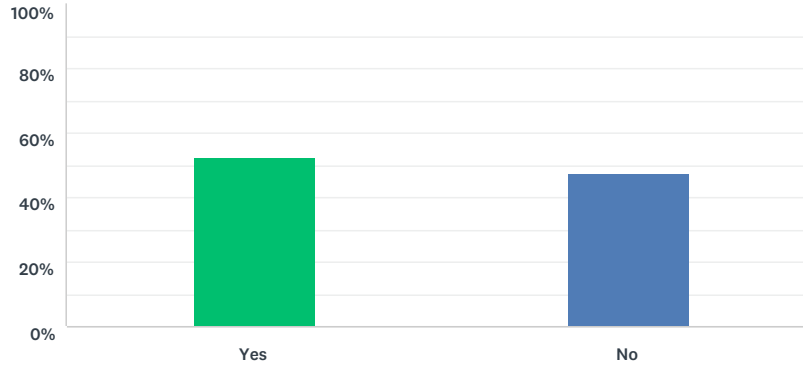
NOVEMBER 20, 2019



streetsense.

Q1 Do you live in the 22401 zip code?

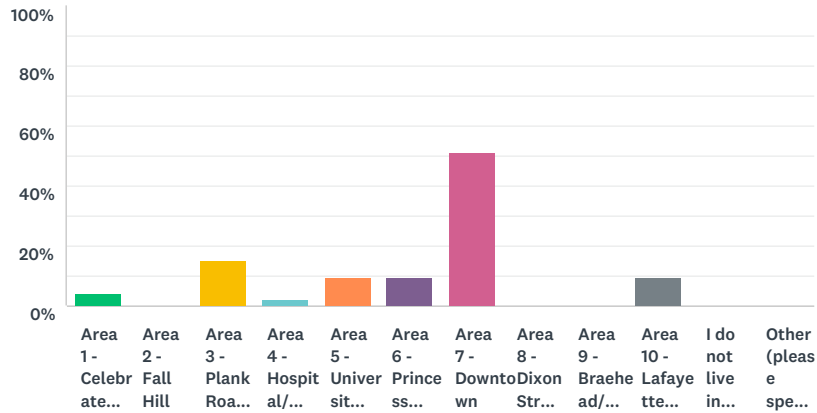
Answered: 101 Skipped: 1



ANSWER CHOICES	RESPONSES	
Yes	52.48%	53
No	47.52%	48
TOTAL		101

Q2 Which area of the city do you live in? (shown in map above)

Answered: 53 Skipped: 49

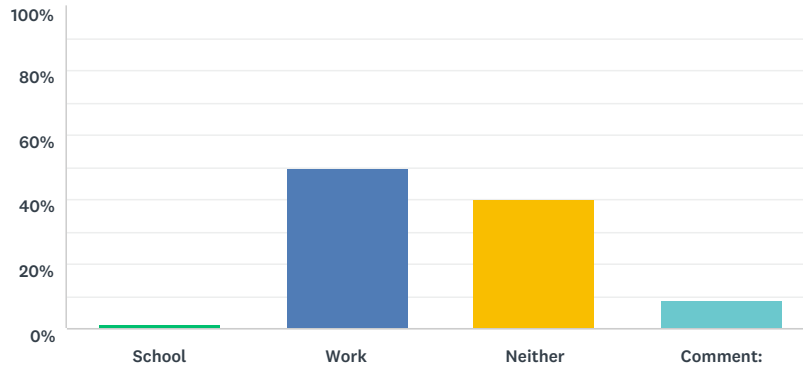


ANSWER CHOICES	RESPONSES	
Area 1 - Celebrate Virginia/Central Park	3.77%	2
Area 2 - Fall Hill	0.00%	0
Area 3 - Plank Road/Route 3	15.09%	8
Area 4 - Hospital/Cowan Boulevard	1.89%	1
Area 5 - University/Route 1	9.43%	5
Area 6 - Princess Anne Street/Route 1 (north)	9.43%	5
Area 7 - Downtown	50.94%	27
Area 8 - Dixon Street/Mayfield	0.00%	0
Area 9 - Braehead/National Park	0.00%	0
Area 10 - Lafayette Boulevard/Route 1	9.43%	5
I do not live in Fredericksburg.	0.00%	0
Other (please specify)	0.00%	0
TOTAL		53

#	OTHER (PLEASE SPECIFY)	DATE
	There are no responses.	

Q3 Do you work or go to school within the City?

Answered: 80 Skipped: 22

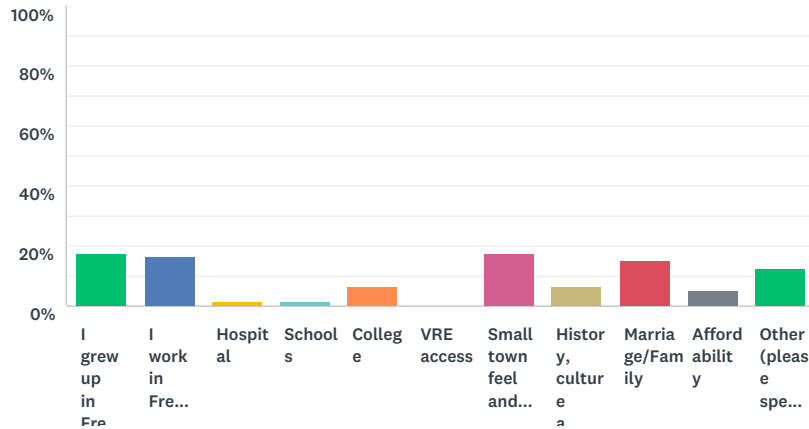


ANSWER CHOICES	RESPONSES
School	1.25% 1
Work	50.00% 40
Neither	40.00% 32
Comment:	8.75% 7
TOTAL	80

#	COMMENT:	DATE
1	I volunteer regularly in the City	10/26/2019 10:15 PM
2	Retired	10/25/2019 10:51 PM
3	Live in South Stafford Country close to Fredericksberg.	10/25/2019 5:49 PM
4	Retired	10/25/2019 10:39 AM
5	Retired	10/24/2019 5:00 PM
6	I'm retired but my wife and I do most of our shopping and other activities within the city limits.	10/24/2019 9:59 AM
7	retired from both	10/24/2019 6:55 AM

Q4 What brought you to Fredericksburg?

Answered: 79 Skipped: 23



ANSWER CHOICES	RESPONSES
I grew up in Fredericksburg	17.72% 14
I work in Fredericksburg	16.46% 13
Hospital	1.27% 1
Schools	1.27% 1
College	6.33% 5
VRE access	0.00% 0
Small town feel and citywide character	17.72% 14
History, culture and amenities	6.33% 5
Marriage/Family	15.19% 12
Affordability	5.06% 4
Other (please specify)	12.66% 10
TOTAL	79

#	OTHER (PLEASE SPECIFY)	DATE
1	spouse works in Fredericksburg	11/1/2019 11:46 AM
2	Historic downtown	10/31/2019 9:23 PM
3	Spotsylvania resident lived in Fredericksburg briefly as a child.	10/31/2019 5:59 PM
4	Mom moved here to commute to Quantico	10/31/2019 12:02 PM
5	Military transferred us here	10/28/2019 11:46 AM
6	I volunteer for the Fredericksburg Food Co-op	10/26/2019 10:15 PM
7	Job	10/25/2019 10:39 AM
8	workED	10/24/2019 10:19 AM
9	55+ retirement community and location.	10/24/2019 9:59 AM
10	family	10/24/2019 8:47 AM

Q5 How many people live in your household for each of the following age groups:

Answered: 80 Skipped: 22

ANSWER CHOICES	RESPONSES	
0-2 years	10.00%	8
2-5 years	13.75%	11
6-11 years	17.50%	14
12-17 years	31.25%	25
18-26 years	20.00%	16
27-35 years	27.50%	22
36-50 years	48.75%	39
51-65 years	42.50%	34
66-75 years	18.75%	15
76+ years	10.00%	8

#	0-2 YEARS	DATE
1	1	11/4/2019 5:59 AM
2	0	10/31/2019 12:13 PM
3	1	10/31/2019 11:50 AM
4	1	10/31/2019 11:40 AM
5	0	10/25/2019 12:13 PM
6	0	10/25/2019 9:22 AM
7	0	10/24/2019 2:31 PM
8	0	10/24/2019 6:55 AM

#	2-5 YEARS	DATE
1	2	10/31/2019 3:48 PM
2	0	10/31/2019 12:13 PM
3	2	10/31/2019 11:50 AM
4	One	10/26/2019 3:51 PM
5	0	10/25/2019 12:13 PM
6	0	10/25/2019 9:22 AM
7	0	10/24/2019 2:31 PM
8	1	10/24/2019 8:58 AM
9	1	10/24/2019 8:39 AM
10	1	10/24/2019 8:27 AM
11	0	10/24/2019 6:55 AM

#	6-11 YEARS	DATE
1	1	11/4/2019 5:59 AM
2	1	11/4/2019 12:13 AM
3	2	11/3/2019 8:59 PM
4	2	11/2/2019 4:32 PM
5	1	10/31/2019 2:54 PM
6	1	10/31/2019 1:13 PM
7	0	10/31/2019 12:13 PM
8	0	10/25/2019 12:13 PM

Fredericksburg Planning Survey

9	0	10/25/2019 9:22 AM
10	1	10/24/2019 8:58 AM
11	1	10/24/2019 8:39 AM
12	1	10/24/2019 8:27 AM
13	0	10/24/2019 6:55 AM
14	1	10/23/2019 2:08 PM
#	12-17 YEARS	DATE
1	1	11/4/2019 12:13 AM
2	1	11/2/2019 4:32 PM
3	1	11/2/2019 12:23 AM
4	2	11/1/2019 11:46 AM
5	3	11/1/2019 9:10 AM
6	1	10/31/2019 4:29 PM
7	1	10/31/2019 2:54 PM
8	2	10/31/2019 1:57 PM
9	1	10/31/2019 1:13 PM
10	1	10/31/2019 12:49 PM
11	1	10/31/2019 12:47 PM
12	1	10/31/2019 12:43 PM
13	0	10/31/2019 12:13 PM
14	1	10/31/2019 12:02 PM
15	1	10/31/2019 11:48 AM
16	1	10/30/2019 12:37 PM
17	1	10/28/2019 11:46 AM
18	2	10/25/2019 5:49 PM
19	0	10/25/2019 12:13 PM
20	0	10/25/2019 9:22 AM
21	2	10/24/2019 10:31 AM
22	2	10/24/2019 8:47 AM
23	1	10/24/2019 7:07 AM
24	0	10/24/2019 6:55 AM
25	1	10/23/2019 1:15 PM
#	18-26 YEARS	DATE
1	1	11/2/2019 12:23 AM
2	1	10/31/2019 12:49 PM
3	0	10/31/2019 12:13 PM
4	1	10/30/2019 12:37 PM
5	1	10/28/2019 11:46 AM
6	2	10/25/2019 5:49 PM
7	0	10/25/2019 12:13 PM
8	2	10/25/2019 11:41 AM
9	0	10/25/2019 9:22 AM
10	1	10/24/2019 11:59 AM
11	3	10/24/2019 11:20 AM
12	1	10/24/2019 10:41 AM
13	2	10/24/2019 9:34 AM
14	2	10/24/2019 7:49 AM
15	1	10/24/2019 7:15 AM
16	0	10/24/2019 6:55 AM

Fredericksburg Planning Survey

#	27-35 YEARS	DATE
1	1	11/2/2019 4:32 PM
2	2	11/1/2019 12:35 PM
3	2	11/1/2019 9:10 AM
4	2	10/31/2019 8:10 PM
5	1	10/31/2019 5:59 PM
6	2	10/31/2019 3:48 PM
7	1	10/31/2019 2:54 PM
8	1	10/31/2019 12:49 PM
9	1	10/31/2019 12:13 PM
10	2	10/31/2019 11:50 AM
11	2	10/31/2019 11:40 AM
12	1	10/30/2019 3:41 PM
13	One	10/26/2019 3:51 PM
14	0	10/25/2019 12:13 PM
15	0	10/25/2019 9:22 AM
16	1	10/24/2019 2:31 PM
17	2	10/24/2019 11:07 AM
18	1	10/24/2019 8:32 AM
19	2	10/24/2019 8:01 AM
20	1	10/24/2019 7:15 AM
21	0	10/24/2019 6:55 AM
22	2	10/23/2019 2:43 PM
#	36-50 YEARS	DATE
1	1	11/5/2019 10:05 PM
2	2	11/4/2019 5:59 AM
3	2	11/4/2019 12:13 AM
4	1	11/3/2019 8:59 PM
5	1	11/2/2019 4:32 PM
6	2	11/2/2019 12:23 AM
7	2	11/1/2019 11:46 AM
8	1	10/31/2019 9:23 PM
9	1	10/31/2019 5:49 PM
10	2	10/31/2019 4:29 PM
11	1	10/31/2019 1:57 PM
12	1	10/31/2019 1:39 PM
13	2	10/31/2019 1:13 PM
14	2	10/31/2019 12:49 PM
15	1	10/31/2019 12:49 PM
16	2	10/31/2019 12:47 PM
17	1	10/31/2019 12:13 PM
18	1	10/31/2019 12:07 PM
19	2	10/31/2019 12:02 PM
20	2	10/31/2019 11:48 AM
21	1	10/30/2019 12:37 PM
22	1	10/28/2019 11:46 AM
23	2	10/28/2019 10:20 AM
24	2	10/25/2019 5:49 PM
25	0	10/25/2019 12:13 PM

Fredericksburg Planning Survey

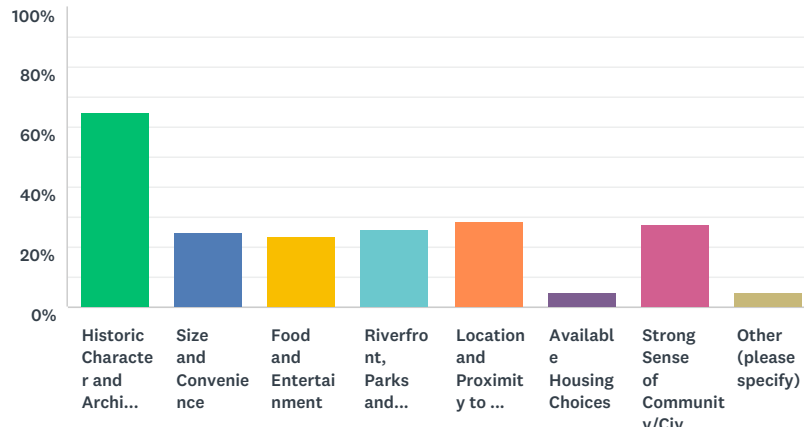
26	2	10/25/2019 9:22 AM
27	1	10/24/2019 6:07 PM
28	1	10/24/2019 12:21 PM
29	1	10/24/2019 12:15 PM
30	1	10/24/2019 9:59 AM
31	2	10/24/2019 9:34 AM
32	2	10/24/2019 8:58 AM
33	1	10/24/2019 8:47 AM
34	2	10/24/2019 8:39 AM
35	2	10/24/2019 8:27 AM
36	2	10/24/2019 7:15 AM
37	0	10/24/2019 6:55 AM
38	1	10/23/2019 2:08 PM
39	2	10/23/2019 1:15 PM
#	51-65 YEARS	DATE
1	1	11/6/2019 3:51 AM
2	1	11/5/2019 10:05 PM
3	2	11/2/2019 12:23 AM
4	1	10/31/2019 5:49 PM
5	2	10/31/2019 2:54 PM
6	1	10/31/2019 1:57 PM
7	1	10/31/2019 1:42 PM
8	1	10/31/2019 1:39 PM
9	1	10/31/2019 12:43 PM
10	0	10/31/2019 12:13 PM
11	1	10/31/2019 11:44 AM
12	1	10/30/2019 12:37 PM
13	1	10/28/2019 11:46 AM
14	2	10/28/2019 8:10 AM
15	2	10/25/2019 12:13 PM
16	2	10/25/2019 10:39 AM
17	0	10/25/2019 9:22 AM
18	2	10/24/2019 2:31 PM
19	2	10/24/2019 1:34 PM
20	1	10/24/2019 12:21 PM
21	2	10/24/2019 11:59 AM
22	2	10/24/2019 11:20 AM
23	1	10/24/2019 10:44 AM
24	2	10/24/2019 10:41 AM
25	2	10/24/2019 10:36 AM
26	2	10/24/2019 10:31 AM
27	2	10/24/2019 9:59 AM
28	2	10/24/2019 9:37 AM
29	1	10/24/2019 8:47 AM
30	2	10/24/2019 8:32 AM
31	2	10/24/2019 7:50 AM
32	3	10/24/2019 7:49 AM
33	2	10/24/2019 7:07 AM
34	0	10/24/2019 6:55 AM

Fredericksburg Planning Survey

#	66-75 YEARS	DATE
1	0	10/31/2019 12:13 PM
2	2	10/31/2019 12:08 PM
3	2	10/26/2019 10:15 PM
4	One	10/26/2019 3:51 PM
5	2	10/25/2019 10:51 PM
6	0	10/25/2019 12:13 PM
7	0	10/25/2019 9:22 AM
8	2	10/24/2019 6:07 PM
9	2	10/24/2019 5:00 PM
10	1	10/24/2019 10:44 AM
11	1	10/24/2019 9:32 AM
12	1	10/24/2019 8:47 AM
13	2	10/24/2019 7:10 AM
14	0	10/24/2019 6:55 AM
15	1	10/23/2019 2:08 PM
#	76+ YEARS	DATE
1	1	10/31/2019 1:42 PM
2	2	10/31/2019 1:13 PM
3	0	10/31/2019 12:13 PM
4	0	10/25/2019 12:13 PM
5	0	10/25/2019 9:22 AM
6	1	10/24/2019 10:19 AM
7	1	10/24/2019 9:32 AM
8	1	10/24/2019 6:55 AM

Q6 What is Fredericksburg's most important attribute? (please choose up to two)

Answered: 80 Skipped: 22

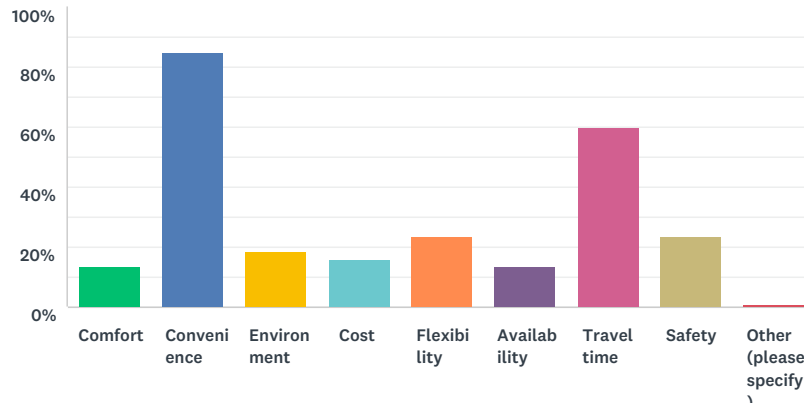


ANSWER CHOICES		RESPONSES	
Historic Character and Architecture		65.00%	52
Size and Convenience		25.00%	20
Food and Entertainment		23.75%	19
Riverfront, Parks and Trails		26.25%	21
Location and Proximity to DC and Richmond		28.75%	23
Available Housing Choices		5.00%	4
Strong Sense of Community/Civic Pride		27.50%	22
Other (please specify)		5.00%	4
Total Respondents: 80			

#	OTHER (PLEASE SPECIFY)	DATE
1	small town feel	11/6/2019 3:51 AM
2	Thriving downtown	10/31/2019 9:23 PM
3	Independent city	10/31/2019 1:39 PM
4	Would also like to add strong sense of community	10/25/2019 10:39 AM

Q7 What are the most important factors when choosing how you get around the City (please choose up to three):

Answered: 80 Skipped: 22

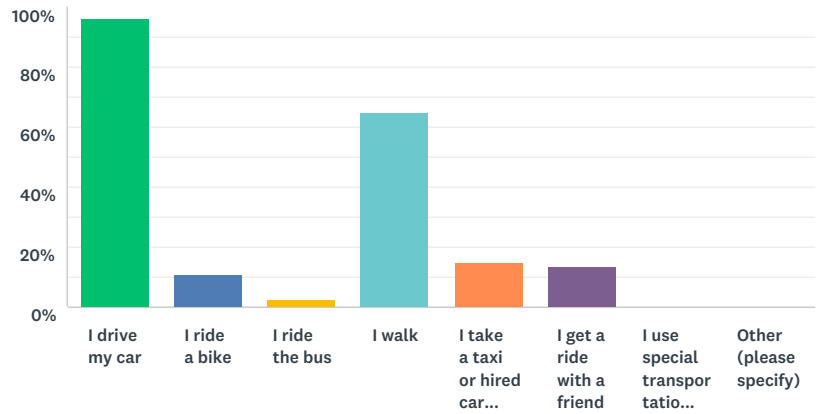


ANSWER CHOICES	RESPONSES	
Comfort	13.75%	11
Convenience	85.00%	68
Environment	18.75%	15
Cost	16.25%	13
Flexibility	23.75%	19
Availability	13.75%	11
Travel time	60.00%	48
Safety	23.75%	19
Other (please specify)	1.25%	1
Total Respondents: 80		

#	OTHER (PLEASE SPECIFY)	DATE
1	Parking	10/31/2019 12:47 PM

Q8 What are the main ways you travel around Fredericksburg (please choose up to three):

Answered: 80 Skipped: 22

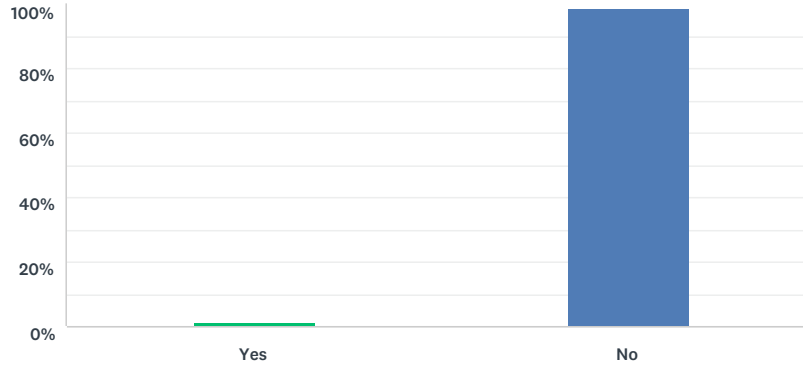


ANSWER CHOICES	RESPONSES	
I drive my car	96.25%	77
I ride a bike	11.25%	9
I ride the bus	2.50%	2
I walk	65.00%	52
I take a taxi or hired car (Uber or equivalent)	15.00%	12
I get a ride with a friend	13.75%	11
I use special transportation services/paratransit	0.00%	0
Other (please specify)	0.00%	0
Total Respondents: 80		

#	OTHER (PLEASE SPECIFY)	DATE
	There are no responses.	

Q9 I get around Fredericksburg by bus.

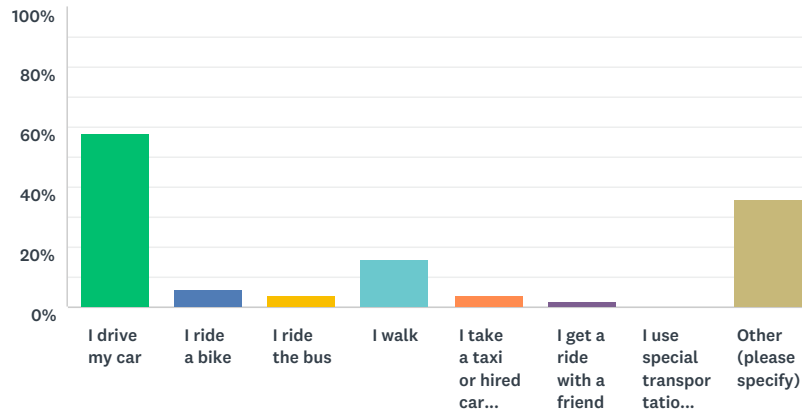
Answered: 80 Skipped: 22



ANSWER CHOICES	RESPONSES	
Yes	1.25%	1
No	98.75%	79
TOTAL		80

Q10 If you live in Neighborhood Area 1 or Area 2, how do you get to shops & restaurants there?

Answered: 50 Skipped: 52

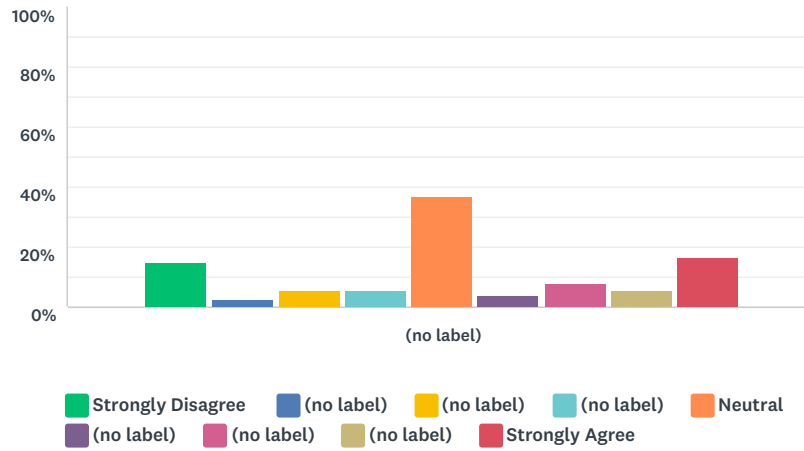


ANSWER CHOICES	RESPONSES
I drive my car	58.00% 29
I ride a bike	6.00% 3
I ride the bus	4.00% 2
I walk	16.00% 8
I take a taxi or hired car (Uber or equivalent)	4.00% 2
I get a ride with a friend	2.00% 1
I use special transportation services/paratransit	0.00% 0
Other (please specify)	36.00% 18
Total Respondents: 50	

#	OTHER (PLEASE SPECIFY)	DATE
1	i dont live in area 1 or 2	11/5/2019 10:05 PM
2	I don't live in area 1	11/1/2019 12:35 PM
3	N/A	10/31/2019 5:59 PM
4	Don't live in that area	10/31/2019 1:13 PM
5	I dont live there	10/31/2019 12:49 PM
6	N	10/31/2019 12:49 PM
7	Also walk	10/31/2019 12:08 PM
8	Don't live in the city	10/28/2019 10:20 AM
9	I don't live in area 1 or 2	10/26/2019 10:15 PM
10	n/a	10/24/2019 11:20 AM
11	N/A	10/24/2019 11:07 AM
12	Live in area 7	10/24/2019 10:36 AM
13	stupid question	10/24/2019 10:19 AM
14	I do not live in those areas.	10/24/2019 9:59 AM
15	n/a	10/24/2019 9:32 AM
16	Do not live in Area 1 or 2.	10/24/2019 8:32 AM
17	I do not live in area 1 or 2	10/24/2019 8:01 AM
18	I do not live in neighborhood area 1 or 2	10/24/2019 7:15 AM

Q11 I don't ride my bike around my neighborhood because there is no bike lane and I don't feel safe.

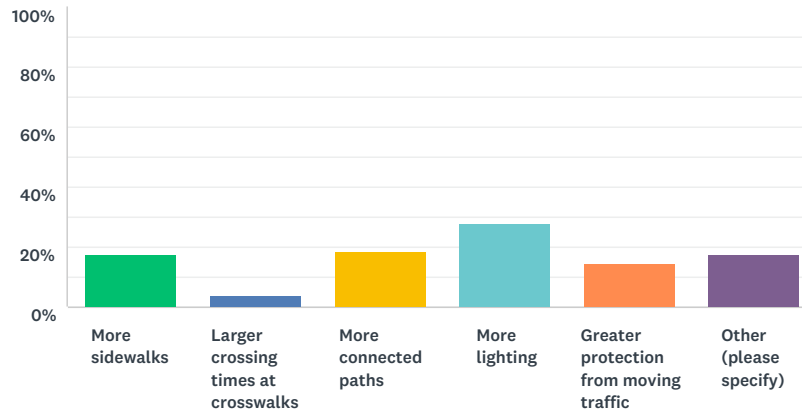
Answered: 73 Skipped: 29



	STRONGLY DISAGREE	(NO LABEL)	(NO LABEL)	(NO LABEL)	NEUTRAL	(NO LABEL)	(NO LABEL)	(NO LABEL)	STRONGLY AGREE	TOTAL	WEIGHTED AVERAGE
(no label)	15.07% 11	2.74% 2	5.48% 4	5.48% 4	36.99% 27	4.11% 3	8.22% 6	5.48% 4	16.44% 12	73	5.18

Q12 Walking around my neighborhood would be safer with: (check applicable)

Answered: 75 Skipped: 27

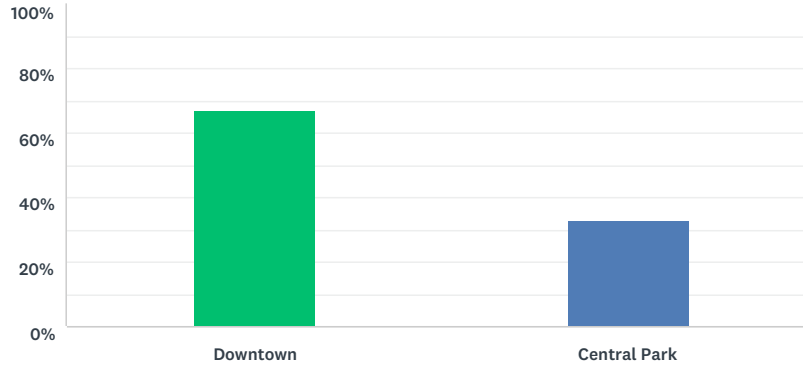


ANSWER CHOICES	RESPONSES	
More sidewalks	17.33%	13
Larger crossing times at crosswalks	4.00%	3
More connected paths	18.67%	14
More lighting	28.00%	21
Greater protection from moving traffic	14.67%	11
Other (please specify)	17.33%	13
TOTAL		75

#	OTHER (PLEASE SPECIFY)	DATE
1	better constructed and maintained sidewalks	11/5/2019 10:05 PM
2	Crosswalks	10/31/2019 9:23 PM
3	More even sidewalk surfaces	10/31/2019 1:42 PM
4	More sidewalks and lighting	10/31/2019 1:39 PM
5	I'm happy the way things are now.	10/31/2019 12:08 PM
6	I feel very safe walking around my neighborhood	10/25/2019 10:39 AM
7	Walking in my neighborhood is safe already	10/24/2019 5:00 PM
8	It's perfectly safe	10/24/2019 10:44 AM
9	i think its fine	10/24/2019 9:32 AM
10	Access to alum springs trail	10/24/2019 8:39 AM
11	Need a speed table or stop sign at intersection of Charlotte & Weedon: dangerous walking there.	10/24/2019 8:32 AM
12	More crosswalk signs to know when to cross	10/24/2019 8:27 AM
13	bike drivers not being on sidewalks	10/24/2019 6:55 AM

Q13 Where do you go the more often?

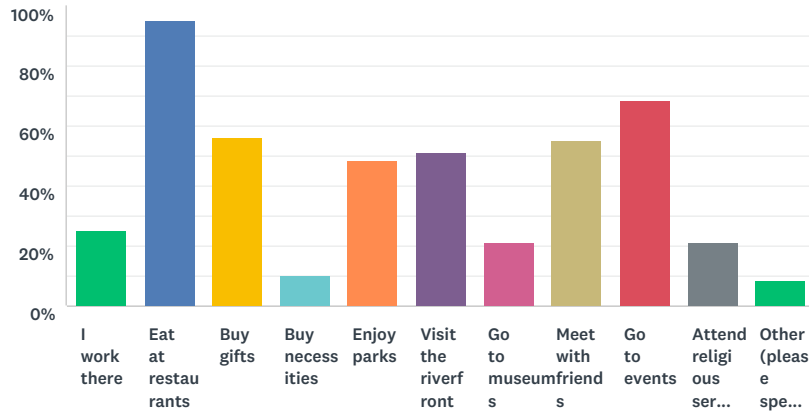
Answered: 79 Skipped: 23



ANSWER CHOICES	RESPONSES	
Downtown	67.09%	53
Central Park	32.91%	26
TOTAL		79

Q14 Our household visits Downtown to: (choose as many as apply)

Answered: 80 Skipped: 22

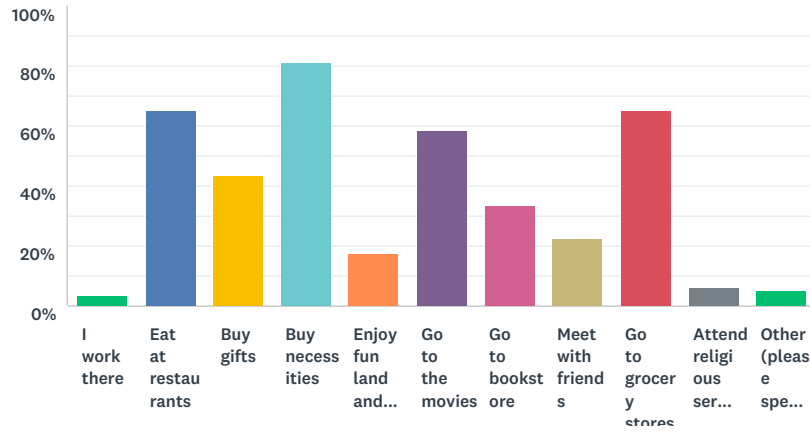


ANSWER CHOICES	RESPONSES
I work there	25.00% 20
Eat at restaurants	95.00% 76
Buy gifts	56.25% 45
Buy necessities	10.00% 8
Enjoy parks	48.75% 39
Visit the riverfront	51.25% 41
Go to museums	21.25% 17
Meet with friends	55.00% 44
Go to events	68.75% 55
Attend religious services	21.25% 17
Other (please specify)	8.75% 7
Total Respondents: 80	

#	OTHER (PLEASE SPECIFY)	DATE
1	farmers market	11/6/2019 3:51 AM
2	Shop for fun	10/31/2019 9:23 PM
3	Browse and walk	10/31/2019 1:39 PM
4	Live there	10/31/2019 12:49 PM
5	Volunteer	10/26/2019 10:15 PM
6	Art galleries	10/26/2019 3:51 PM
7	Visit art galleries	10/24/2019 2:31 PM

Q15 Our household visits Central Park to: (choose as many as apply)

Answered: 80 Skipped: 22

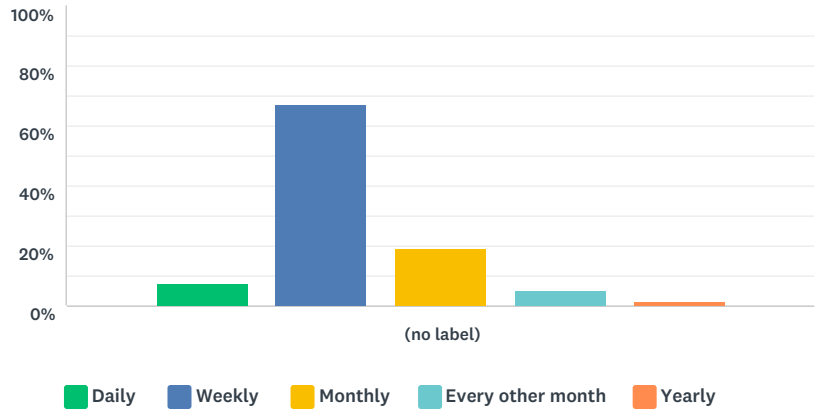


ANSWER CHOICES	RESPONSES
I work there	3.75% 3
Eat at restaurants	65.00% 52
Buy gifts	43.75% 35
Buy necessities	81.25% 65
Enjoy fun land and sky zone park	17.50% 14
Go to the movies	58.75% 47
Go to bookstore	33.75% 27
Meet with friends	22.50% 18
Go to grocery stores	65.00% 52
Attend religious services	6.25% 5
Other (please specify)	5.00% 4
Total Respondents: 80	

#	OTHER (PLEASE SPECIFY)	DATE
1	go to the park and see the ducks	11/6/2019 3:51 AM
2	Target, Lowes	10/31/2019 12:02 PM
3	We don't visit Central Park. We prefer shopping at Spotsylvania Towne Centre	10/30/2019 3:41 PM
4	Go to my bank	10/26/2019 10:15 PM

Q16 How often do you visit Central Park? (choose one)

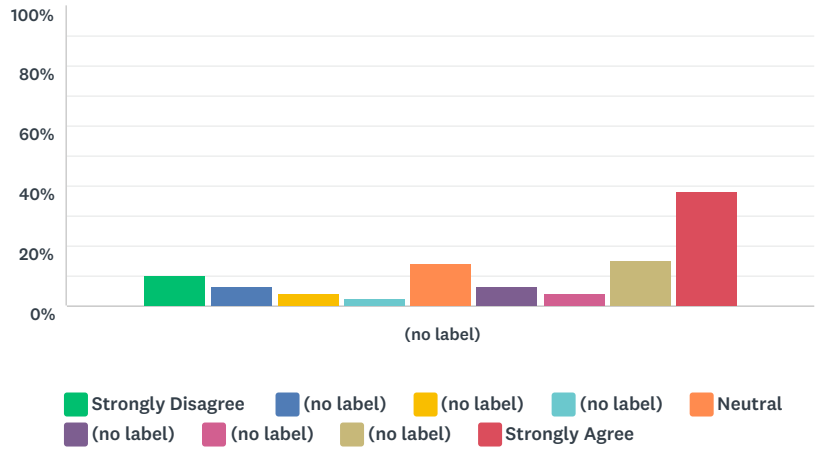
Answered: 79 Skipped: 23



	DAILY	WEEKLY	MONTHLY	EVERY OTHER MONTH	YEARLY	TOTAL	WEIGHTED AVERAGE
(no label)	7.59%	67.09%	18.99%	5.06%	1.27%	79	2.25
	6	53	15	4	1		

Q17 I can easily find my way around Central Park.

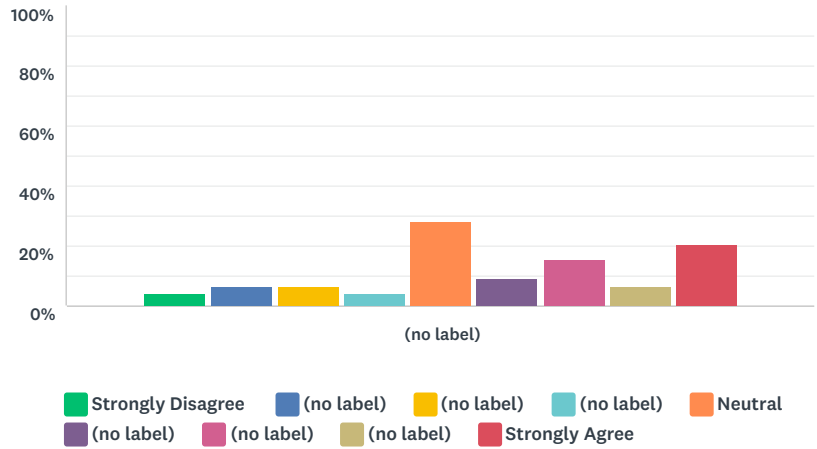
Answered: 79 Skipped: 23



	STRONGLY DISAGREE	(NO LABEL)	(NO LABEL)	(NO LABEL)	NEUTRAL	(NO LABEL)	(NO LABEL)	(NO LABEL)	STRONGLY AGREE	TOTAL	WEIGHTED AVERAGE
(no label)	10.13% 8	6.33% 5	3.80% 3	2.53% 2	13.92% 11	6.33% 5	3.80% 3	15.19% 12	37.97% 30	79	6.42

Q18 If Central Park was designed better, I would spend more time there.

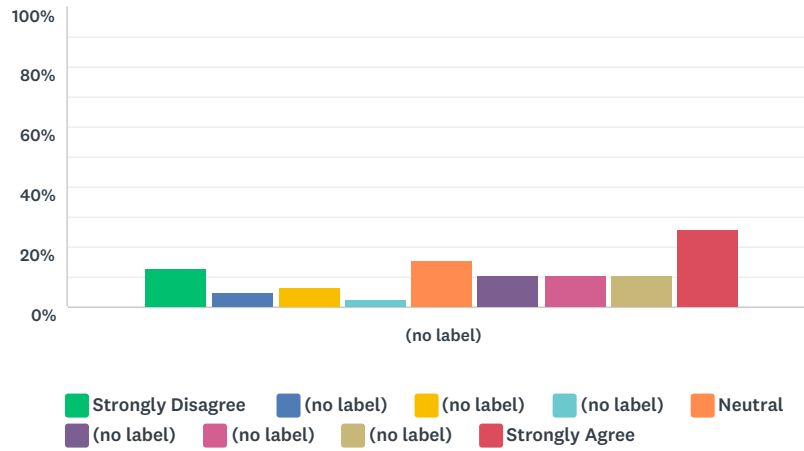
Answered: 78 Skipped: 24



	STRONGLY DISAGREE	(NO LABEL)	(NO LABEL)	(NO LABEL)	NEUTRAL	(NO LABEL)	(NO LABEL)	(NO LABEL)	STRONGLY AGREE	TOTAL	WEIGHTED AVERAGE
(no label)	3.85% 3	6.41% 5	6.41% 5	3.85% 3	28.21% 22	8.97% 7	15.38% 12	6.41% 5	20.51% 16	78	5.90

Q19 I would walk around Central Park, if there were sidewalks and places to visit.

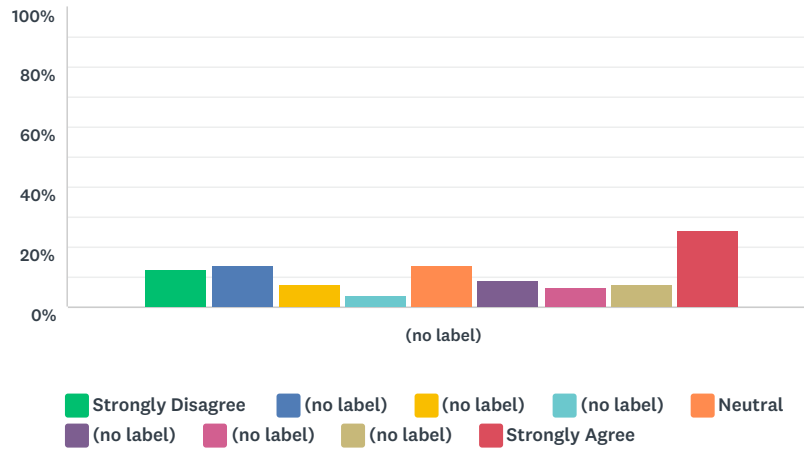
Answered: 77 Skipped: 25



	STRONGLY DISAGREE	(NO LABEL)	(NO LABEL)	(NO LABEL)	NEUTRAL	(NO LABEL)	(NO LABEL)	(NO LABEL)	STRONGLY AGREE	TOTAL	WEIGHTED AVERAGE
(no label)	12.99% 10	5.19% 4	6.49% 5	2.60% 2	15.58% 12	10.39% 8	10.39% 8	10.39% 8	25.97% 20	77	5.83

Q20 I know Central Park is very close to beautiful wooded trails along the Rappahannock River.

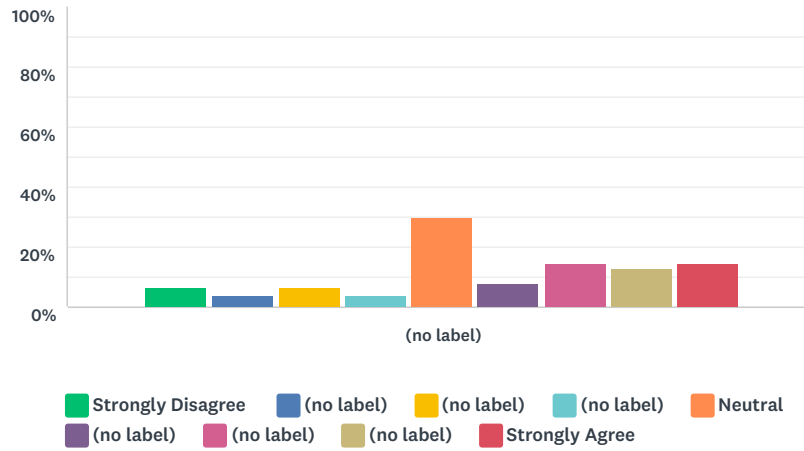
Answered: 79 Skipped: 23



	STRONGLY DISAGREE	(NO LABEL)	(NO LABEL)	(NO LABEL)	NEUTRAL	(NO LABEL)	(NO LABEL)	(NO LABEL)	STRONGLY AGREE	TOTAL	WEIGHTED AVERAGE
(no label)	12.66% 10	13.92% 11	7.59% 6	3.80% 3	13.92% 11	8.86% 7	6.33% 5	7.59% 6	25.32% 20	79	5.34

Q21 I would use shared parking lots within Central Park, if it would reduce the overall parking area.

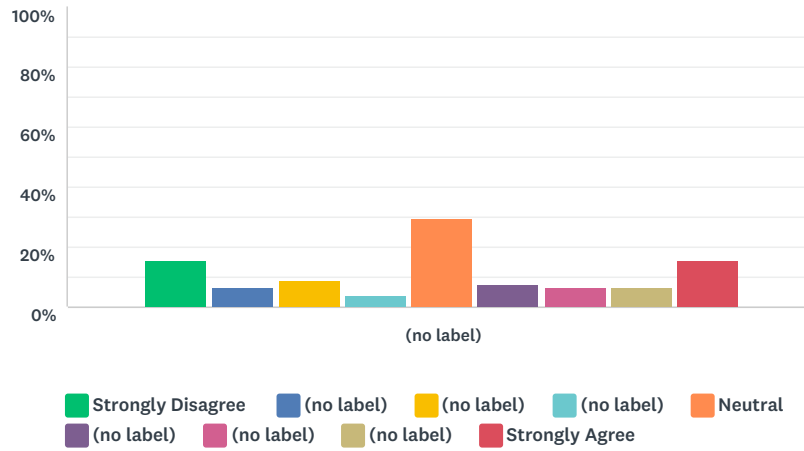
Answered: 77 Skipped: 25



	STRONGLY DISAGREE	(NO LABEL)	(NO LABEL)	(NO LABEL)	NEUTRAL	(NO LABEL)	(NO LABEL)	(NO LABEL)	STRONGLY AGREE	TOTAL	WEIGHTED AVERAGE
(no label)	6.49% 5	3.90% 3	6.49% 5	3.90% 3	29.87% 23	7.79% 6	14.29% 11	12.99% 10	14.29% 11	77	5.78

Q22 In Central Park and commercial areas, I prefer wider sidewalks over more parking spaces.

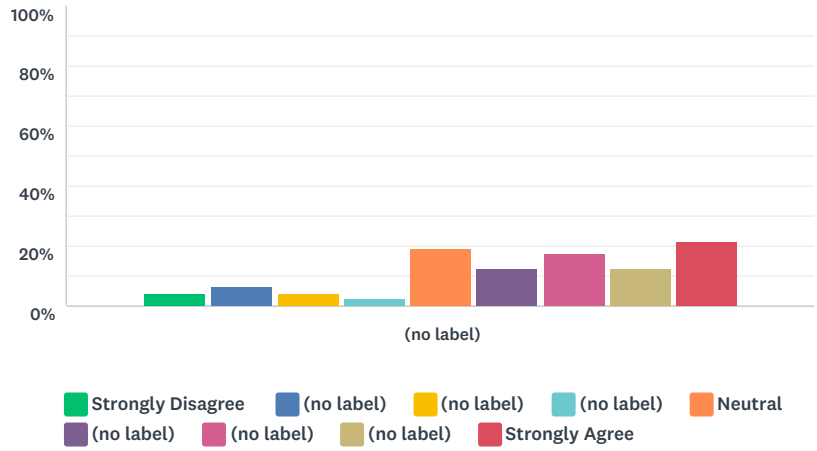
Answered: 78 Skipped: 24



	STRONGLY DISAGREE	(NO LABEL)	(NO LABEL)	(NO LABEL)	NEUTRAL	(NO LABEL)	(NO LABEL)	(NO LABEL)	STRONGLY AGREE	TOTAL	WEIGHTED AVERAGE
(no label)	15.38% 12	6.41% 5	8.97% 7	3.85% 3	29.49% 23	7.69% 6	6.41% 5	6.41% 5	15.38% 12	78	4.99

Q23 There is more Parking in Central Park than the actual need.

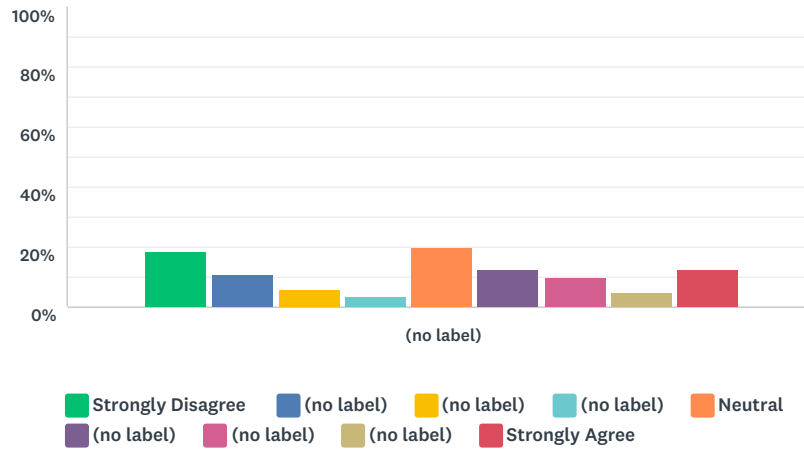
Answered: 79 Skipped: 23



	STRONGLY DISAGREE	(NO LABEL)	(NO LABEL)	(NO LABEL)	NEUTRAL	(NO LABEL)	(NO LABEL)	(NO LABEL)	STRONGLY AGREE	TOTAL	WEIGHTED AVERAGE
(no label)	3.80%	6.33%	3.80%	2.53%	18.99%	12.66%	17.72%	12.66%	21.52%	79	6.28
	3	5	3	2	15	10	14	10	17		

Q24 I would like to park one time in Central Park and be able to walk or ride a circulator bus around.

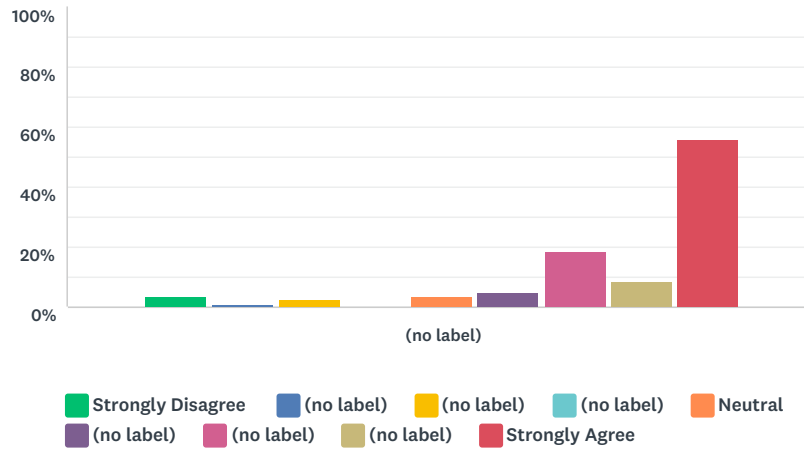
Answered: 80 Skipped: 22



	STRONGLY DISAGREE	(NO LABEL)	(NO LABEL)	(NO LABEL)	NEUTRAL	(NO LABEL)	(NO LABEL)	(NO LABEL)	STRONGLY AGREE	TOTAL	WEIGHTED AVERAGE
(no label)	18.75% 15	11.25% 9	6.25% 5	3.75% 3	20.00% 16	12.50% 10	10.00% 8	5.00% 4	12.50% 10	80	4.72

Q25 The riverfront should be responsibly enhanced in ways that create visual and physical access to the water.

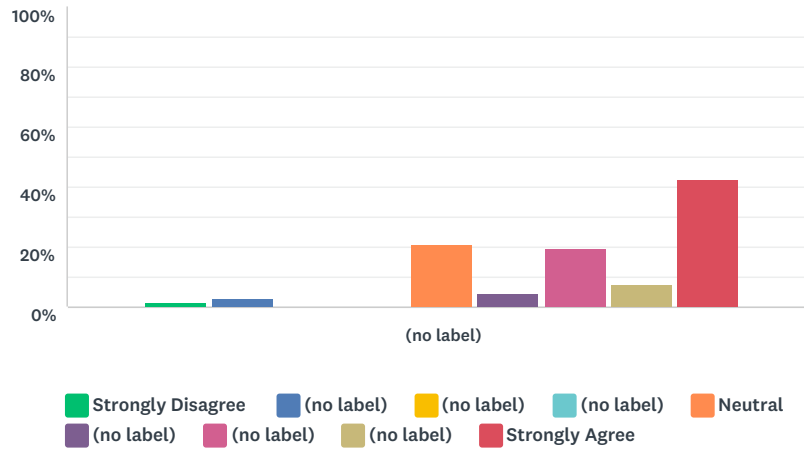
Answered: 80 Skipped: 22



	STRONGLY DISAGREE	(NO LABEL)	(NO LABEL)	(NO LABEL)	NEUTRAL	(NO LABEL)	(NO LABEL)	(NO LABEL)	STRONGLY AGREE	TOTAL	WEIGHTED AVERAGE
(no label)	3.75%	1.25%	2.50%	0.00%	3.75%	5.00%	18.75%	8.75%	56.25%	80	7.70
	3	1	2	0	3	4	15	7	45		

Q26 Improved access to the river would elevate the quality of Area 1 & 2 (my neighborhood).

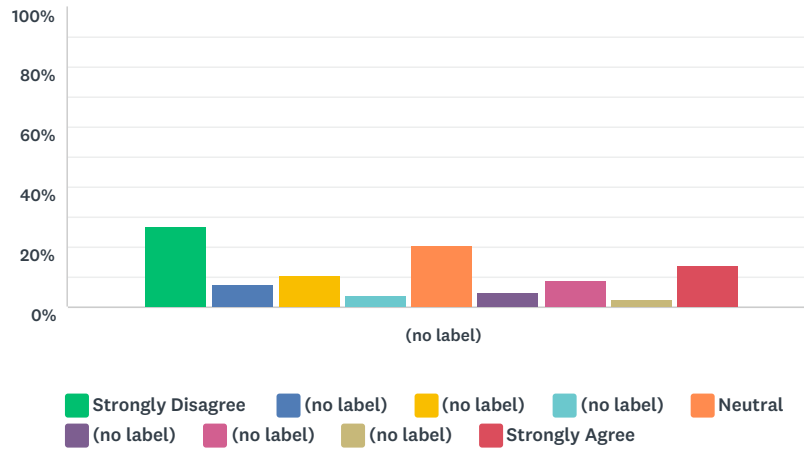
Answered: 66 Skipped: 36



	STRONGLY DISAGREE	(NO LABEL)	(NO LABEL)	(NO LABEL)	NEUTRAL	(NO LABEL)	(NO LABEL)	(NO LABEL)	STRONGLY AGREE	TOTAL	WEIGHTED AVERAGE
(no label)	1.52%	3.03%	0.00%	0.00%	21.21%	4.55%	19.70%	7.58%	42.42%	66	7.21
	1	2	0	0	14	3	13	5	28		

Q27 Central Park can benefit from having an increased residential population.

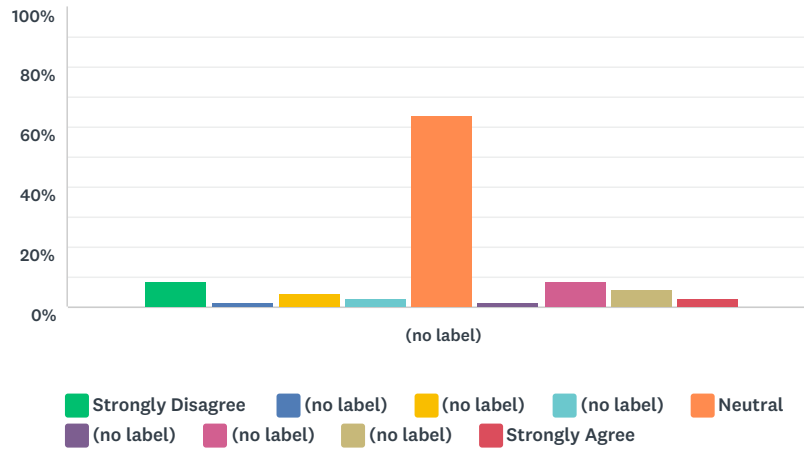
Answered: 78 Skipped: 24



	STRONGLY DISAGREE	(NO LABEL)	(NO LABEL)	(NO LABEL)	NEUTRAL	(NO LABEL)	(NO LABEL)	(NO LABEL)	STRONGLY AGREE	TOTAL	WEIGHTED AVERAGE
(no label)	26.92% 21	7.69% 6	10.26% 8	3.85% 3	20.51% 16	5.13% 4	8.97% 7	2.56% 2	14.10% 11	78	4.32

Q28 Area 1 includes the right housing types for people who want to live there.

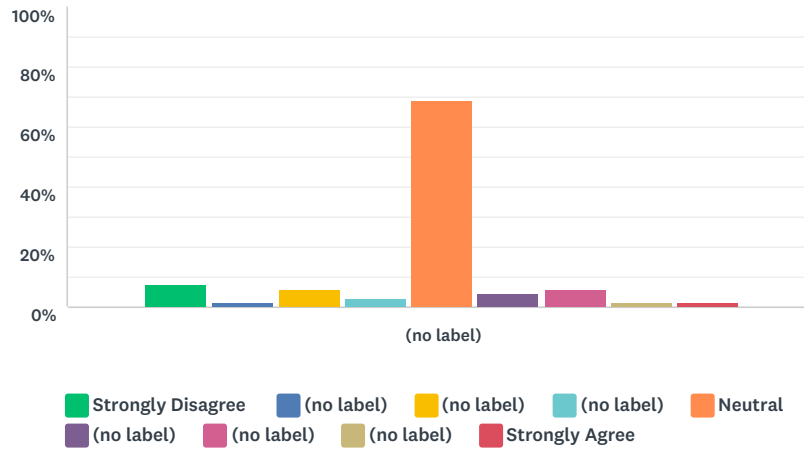
Answered: 69 Skipped: 33



	STRONGLY DISAGREE	(NO LABEL)	(NO LABEL)	(NO LABEL)	NEUTRAL	(NO LABEL)	(NO LABEL)	(NO LABEL)	STRONGLY AGREE	TOTAL	WEIGHTED AVERAGE
(no label)	8.70% 6	1.45% 1	4.35% 3	2.90% 2	63.77% 44	1.45% 1	8.70% 6	5.80% 4	2.90% 2	69	4.97

Q29 Area 2 includes the right housing types for people who want to live there.

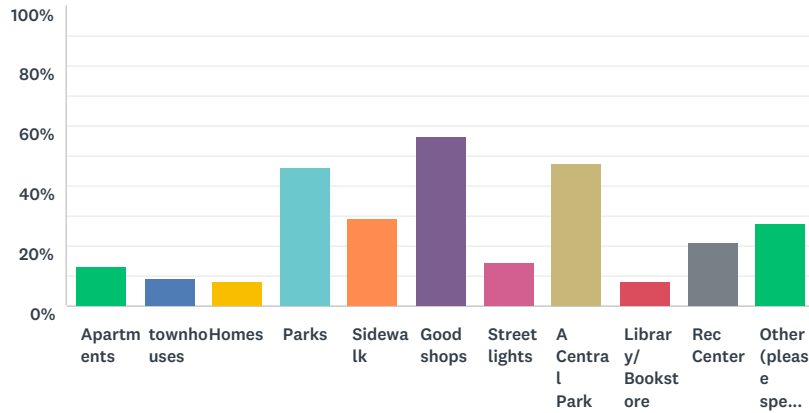
Answered: 68 Skipped: 34



	STRONGLY DISAGREE	(NO LABEL)	(NO LABEL)	(NO LABEL)	NEUTRAL	(NO LABEL)	(NO LABEL)	(NO LABEL)	STRONGLY AGREE	TOTAL	WEIGHTED AVERAGE
(no label)	7.35%	1.47%	5.88%	2.94%	69.12%	4.41%	5.88%	1.47%	1.47%	68	4.78
	5	1	4	2	47	3	4	1	1		

Q30 What is missing from Central Park?

Answered: 76 Skipped: 26



ANSWER CHOICES	RESPONSES	
Apartments	13.16%	10
townhouses	9.21%	7
Homes	7.89%	6
Parks	46.05%	35
Sidewalk	28.95%	22
Good shops	56.58%	43
Streetlights	14.47%	11
A Central Park	47.37%	36
Library/ Bookstore	7.89%	6
Rec Center	21.05%	16
Other (please specify)	27.63%	21
Total Respondents: 76		

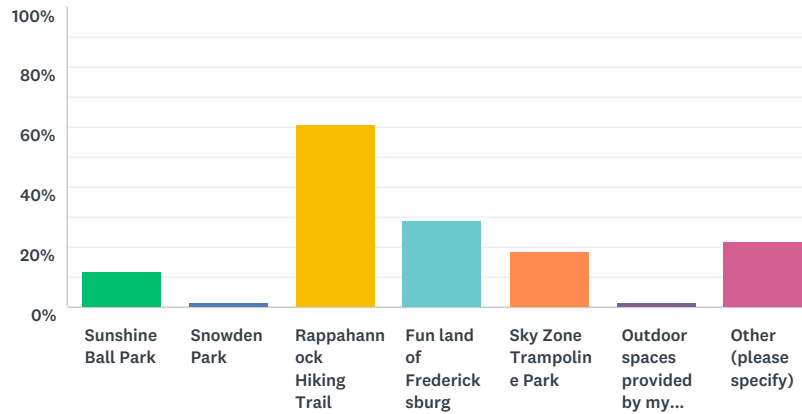
#	OTHER (PLEASE SPECIFY)	DATE
1	more green and visually appealing like downtown fredericksburg, nicer classier restaurants. make it walkable and have trees in between parking spaces, the water where animals reside need to be cleaned and stocked for them to thrive, make it look like a mini city. Visit The Kentlands in Gaithurbsurg, MD for a good look at what can this look like. May be have a whole foods or Publix supermarket. make it a livable place. The food choices like mcdonalds will not be able to carry the overload of clients once the stadium opens. It will create horrible back log of traffic. Need to channel that better to get traffic flowing.	11/6/2019 3:51 AM
2	Less chains	11/1/2019 12:35 PM
3	better restaurants	11/1/2019 11:46 AM
4	More entertainment and restaurants	11/1/2019 9:10 AM
5	A second bridge to ease traffic over 95 and route 1	10/31/2019 8:10 PM
6	Mom's Organic Market and more gluten free eateries	10/31/2019 5:59 PM
7	Make an ice rink outside that is affordable for all residents! More community things to get involved in!	10/31/2019 5:49 PM
8	Overall experience is horrible from the driving, walking and there is no natural environment,	10/31/2019 1:13 PM
9	Higher end shopping like Short Pump in Richmond	10/31/2019 12:49 PM
10	A destination for an evening out.	10/31/2019 12:47 PM
11	Highend retail, more housing options	10/31/2019 12:13 PM
12	No opinion	10/31/2019 12:08 PM
13	Kid/family friendly activities	10/28/2019 11:46 AM

Fredericksburg Planning Survey

14	Live downtown in 7 and only go to CP for Kohls and sometimes Wegmans or movies. Nothing really seems missing. I like that it is there, but do not go often.	10/25/2019 10:39 AM
15	Inside arena for concerts and other shows	10/24/2019 11:59 AM
16	nothing	10/24/2019 10:44 AM
17	Drug store, art/hobby classes, park/picnic area	10/24/2019 10:36 AM
18	Workforce housing, walkability, culture	10/24/2019 8:32 AM
19	Architecture it's boring looking. Go to other cities, break up and make smaller central areas for community events.	10/24/2019 8:27 AM
20	Trader Joes and a full Target with groceries and an ice skating rink	10/24/2019 8:01 AM
21	Trader Joe's and Whole Foods	10/24/2019 7:10 AM

Q31 Which of the following recreation areas in Area 1 & 2 do you or members of your household visit regularly:

Answered: 59 Skipped: 43

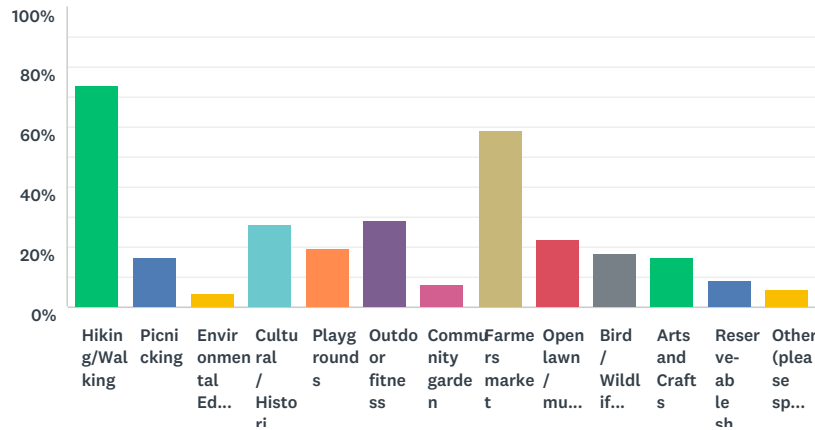


ANSWER CHOICES	RESPONSES
Sunshine Ball Park	11.86% 7
Snowden Park	1.69% 1
Rappahannock Hiking Trail	61.02% 36
Fun land of Fredericksburg	28.81% 17
Sky Zone Trampoline Park	18.64% 11
Outdoor spaces provided by my apartment complex	1.69% 1
Other (please specify)	22.03% 13
Total Respondents: 59	

#	OTHER (PLEASE SPECIFY)	DATE
1	small parks were the ducks are. Maybe have a fishing area for people . Nature needs to form part of this plan.	11/6/2019 3:51 AM
2	none	11/1/2019 11:46 AM
3	N/A	10/31/2019 5:59 PM
4	N/a	10/31/2019 5:49 PM
5	none	10/31/2019 12:49 PM
6	None	10/31/2019 12:08 PM
7	n/a	10/28/2019 10:20 AM
8	None of the above	10/25/2019 9:22 AM
9	N/A	10/24/2019 5:00 PM
10	none	10/24/2019 10:44 AM
11	None	10/24/2019 10:36 AM
12	None	10/24/2019 7:49 AM
13	none	10/24/2019 6:55 AM

Q32 What elements in recreation areas in Area 1 & 2 do you or your family members prefer most (please choose up to three):

Answered: 66 Skipped: 36

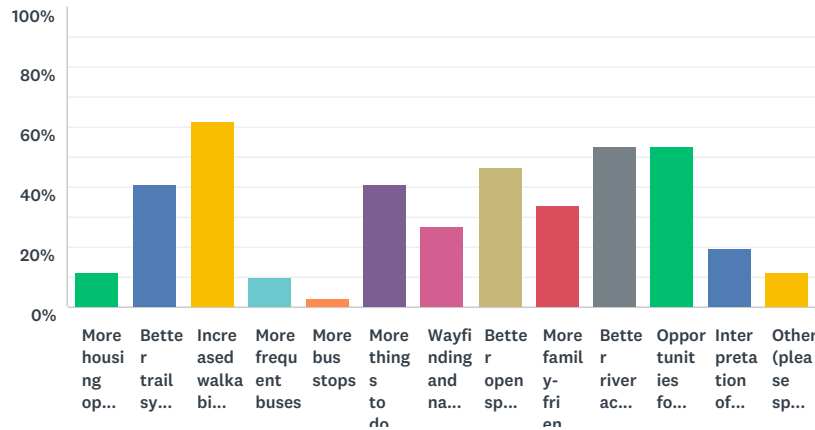


ANSWER CHOICES	RESPONSES
Hiking/Walking	74.24% 49
Picnicking	16.67% 11
Environmental Education	4.55% 3
Cultural / Historical Education	27.27% 18
Playgrounds	19.70% 13
Outdoor fitness	28.79% 19
Community garden	7.58% 5
Farmers market	59.09% 39
Open lawn / multi-purpose fields	22.73% 15
Bird / Wildlife viewing	18.18% 12
Arts and Crafts	16.67% 11
Reserve-able shelter/pavilion	9.09% 6
Other (please specify)	6.06% 4
Total Respondents: 66	

#	OTHER (PLEASE SPECIFY)	DATE
1	Biking	11/4/2019 12:13 AM
2	N/A	10/31/2019 5:59 PM
3	n/a	10/28/2019 10:20 AM
4	None	10/24/2019 7:49 AM

Q33 What could be improved in Area 1 (Central Park)? (choose as many as apply)

Answered: 71 Skipped: 31

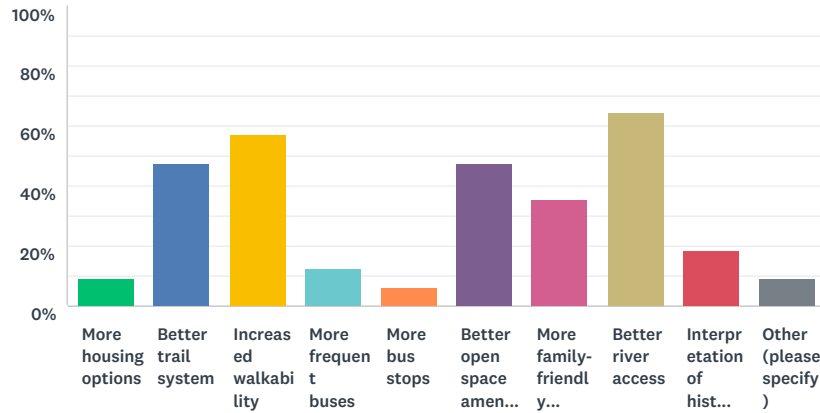


ANSWER CHOICES	RESPONSES
More housing options	11.27% 8
Better trail system	40.85% 29
Increased walkability	61.97% 44
More frequent buses	9.86% 7
More bus stops	2.82% 2
More things to do at night	40.85% 29
Wayfinding and navigation to make it easier to get around	26.76% 19
Better open space amenities/parks	46.48% 33
More family-friendly opportunities	33.80% 24
Better river access	53.52% 38
Opportunities for live music and entertainment	53.52% 38
Interpretation of historic resources	19.72% 14
Other (please specify)	11.27% 8
Total Respondents: 71	

#	OTHER (PLEASE SPECIFY)	DATE
1	Bus system in the city is very impractical. It does not have early buses for people to access part of the city or central park. It is not a bus friendly city. It need better inter communication and added routes that service different work schedules.	11/6/2019 3:51 AM
2	I didn't even know there were trails.	11/1/2019 11:46 AM
3	A destination area like Potomac Town Center.	10/31/2019 12:47 PM
4	No opinion	10/31/2019 12:08 PM
5	Traffic signs and safety for the geese	10/31/2019 12:02 PM
6	It's a home for Big Box stores, it works as it is.	10/25/2019 9:22 AM
7	unsure	10/24/2019 10:44 AM
8	no more houses	10/24/2019 6:55 AM

Q34 What could be improved in Area 2? (choose as many as apply)

Answered: 65 Skipped: 37



ANSWER CHOICES	RESPONSES
More housing options	9.23% 6
Better trail system	47.69% 31
Increased walkability	56.92% 37
More frequent buses	12.31% 8
More bus stops	6.15% 4
Better open space amenities/parks	47.69% 31
More family-friendly opportunities	35.38% 23
Better river access	64.62% 42
Interpretation of historic resources	18.46% 12
Other (please specify)	9.23% 6
Total Respondents: 65	

#	OTHER (PLEASE SPECIFY)	DATE
1	N/A	10/31/2019 5:59 PM
2	Na	10/31/2019 12:49 PM
3	No opinion	10/31/2019 12:08 PM
4	n/a	10/28/2019 10:20 AM
5	unsure	10/24/2019 10:44 AM
6	no more housing	10/24/2019 6:55 AM

Q35 Are there any elements, programs, types of spaces, at other parks and open spaces that you have visited and would like to bring to Neighborhood Area 1 and 2? Please share the ideas below.

Answered: 33 Skipped: 69

#	RESPONSES	DATE
1	I have been a long time resident of Fredericksburg and Central Park has changed. Even though it is still pretty, after certain hours is pretty much dead. Some people use it as race track later at night. There has to be some monitoring. I would love to see Central Park become that, a Park that is at the heart of the Fredericksburg Community. There are numerous examples you could look at . I have offered The Kentlands in Gaithersburg, MD. A library would be nice instead of having it in the mall, a small skating rink during winter, Fredericksburg and Central Park need to have a better use of its river access and have more places to view the river or have a place to sit in your car to relax. or benches to read. Parking spots should have small sidewalks around them with trees to give shade to cars and it would look great if light posts had flower baskets during the spring/summer time. More outdoor cafes. Make it classier, more attractive to multiple consumers. Have a small venue that has different concerts(small shell arena) Studies have revealed that green cities have less crime, less traffic incidents because people are more relaxed and drive slower, people are less tense and beauty changes behavior, more trees more flowers, more color. Maybe a change in building makes it more inviting, using brick. Create a river walk were people can sit and have something to eat and enjoy the view. Arlington, VA is a good example of an urban green area in the middle of a city. But it needs to have affordable housing. We can make Fredericksburg and Central Park the Green city of the south and the example of a well done beautifying project for the whole city and county at that.	11/6/2019 3:51 AM
2	n/a	11/5/2019 10:05 PM
3	N/a	11/4/2019 5:59 AM
4	No	11/3/2019 8:59 PM
5	I don't even think of Central Park as being close to the river and/or having hiking trails. So if that is the goal, it isn't even close to being achieved at this point.	11/1/2019 11:46 AM
6	More breweries	11/1/2019 9:10 AM
7	Workout stations Seating arranged for lounging & conversation Public art	10/31/2019 9:23 PM
8	More trails	10/31/2019 8:10 PM
9	Wine tasting, Art classes, Pottery classes, workshops, mini golf (not Funland), skating rink (Skate Land), Funny Bone, Drive In movie, festival/live concert space, etc...	10/31/2019 5:59 PM
10	Affordable or free cultural experiences!	10/31/2019 5:49 PM
11	Splash pad, better restaurants	10/31/2019 3:48 PM
12	Our family does not go to central park for evenings out. It is too commercial and crowded. If staying in town we go to a restaurant in Old Towne. For entertainment we go to Potomac Town Center or Richmond.	10/31/2019 12:47 PM
13	Na	10/31/2019 12:13 PM
14	N/A	10/31/2019 12:08 PM
15	No	10/31/2019 11:50 AM
16	Dog park	10/30/2019 12:37 PM
17	no	10/28/2019 10:20 AM
18	.	10/25/2019 9:22 AM
19	Gaga court	10/24/2019 5:00 PM
20	More places for affordable entertainment.	10/24/2019 1:34 PM
21	na	10/24/2019 11:59 AM
22	-	10/24/2019 11:07 AM
23	unsure	10/24/2019 10:44 AM
24	Art sculptures	10/24/2019 10:36 AM
25	Fountains, sculpture, green areas and food truck area during lunch and/or dinner time.	10/24/2019 9:37 AM
26	n/a	10/24/2019 9:32 AM
27	Skate park, mass transit to NoVA and DC	10/24/2019 8:47 AM
28	No	10/24/2019 8:39 AM

Fredericksburg Planning Survey

29	Vibrant mixed use town center Homeless services Nature Less pavement, more trees & landscaping Tiny home community experiment	10/24/2019 8:32 AM
30	N/A	10/24/2019 8:27 AM
31	A farmer's market such as the one in Hurkamp Park in downtown Fredericksburg, a full Target with a grocery section, a Trader Joes, less parking spaces, more variety of stores.	10/24/2019 8:01 AM
32	N/A	10/24/2019 7:15 AM
33	Swimming pool	10/24/2019 7:07 AM

Q36 Please provide any other suggestions or ideas that you have for Neighborhood Area 1 and 2 plans.

Answered: 26 Skipped: 76

#	RESPONSES	DATE
1	n/a	11/5/2019 10:05 PM
2	N/a	11/4/2019 5:59 AM
3	None	11/3/2019 8:59 PM
4	More entertainment	11/1/2019 9:10 AM
5	Please reduce the large amounts of traffic	10/31/2019 8:10 PM
6	Put together focus groups from those areas as well as other areas to see what things/experiences will bring more people to that area	10/31/2019 5:49 PM
7	Preserve and expand hiking/biking trails	10/31/2019 4:29 PM
8	Keep the natural aspect of all Fredericksburg, we need to stop building and use what is already available. We have outgrown the widening of Plank road and too many side roads are old and in need of repair and widening now. The traffic lights are not synchronized properly to allow better flow around Central Park with the new I 95 interchange and with the HOV lane extension and the new baseball park traffic will only get worse in CP.	10/31/2019 1:57 PM
9	No more junky apartments. The reservoir is full of trash! If you have a chance you should go to the Riverfront in Richland Washington. They have the right mix of family activities, restaurants, park music, etc. All on a very nice and wide path that is along the Columbia River. https://www.google.com/search?q=columbia+riverwalk+richland+wa&rlz=1C1GCEB_enUS827US827&source=lnms&tbm=isch&sa=X&ved=0ahUKEwi4mJ3C-cblAhXnw1kKHVILAKsQ_AUIEygC&biw=1280&bih=578	10/31/2019 12:47 PM
10	Na	10/31/2019 12:13 PM
11	Na	10/31/2019 11:50 AM
12	Central Park will best flourish if connected to Rt17. Without that Rt17 connection, the traffic will not allow many improvements to do well. 22401's traffic has increased substantially and the connection to rt17 is imperative to move commuters around the area to allow residents to enjoy the area.	10/31/2019 11:48 AM
13	no	10/28/2019 10:20 AM
14	.	10/25/2019 9:22 AM
15	Park once, walk more	10/24/2019 5:00 PM
16	na	10/24/2019 11:59 AM
17	-	10/24/2019 11:07 AM
18	NO more housing.	10/24/2019 10:19 AM
19	Better access to, from and around. Traffic can be a beast at the right times	10/24/2019 9:32 AM
20	None	10/24/2019 8:39 AM
21	Redevelop Area 1 into a mixed use magnet for our region where ppl can work, live and play.	10/24/2019 8:32 AM
22	Better lighting, slow traffic down to make more friendly, update the architecture	10/24/2019 8:27 AM
23	A farmer's market such as the one in Hurkamp Park in downtown Fredericksburg, a full Target with a grocery section, a Trader Joes, less parking spaces, more variety of stores.	10/24/2019 8:01 AM
24	N/A	10/24/2019 7:15 AM
25	Less housing	10/24/2019 7:07 AM
26	way too much housing packed into a small un- attractive area so there is no feel for a community	10/24/2019 6:55 AM