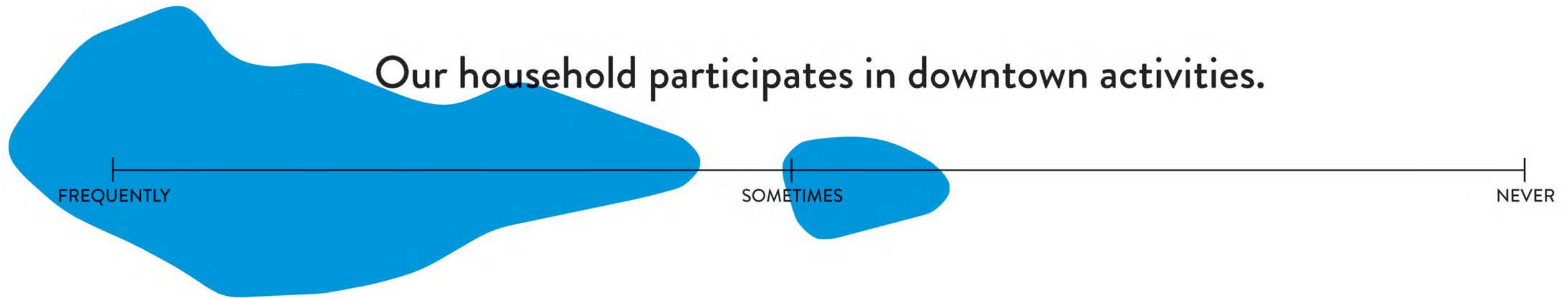


Our household participates in downtown activities.



	STRONGLY DISAGREE	(NO LABEL)	(NO LABEL)	(NO LABEL)	NEUTRAL	(NO LABEL)	(NO LABEL)	(NO LABEL)	STRONGLY AGREE	TOTAL	WEIGHTED AVERAGE
(no label)	0.00% 0	0.00% 0	0.00% 0	1.52% 1	7.58% 5	6.06% 4	22.73% 15	18.18% 12	43.94% 29	66	7.80



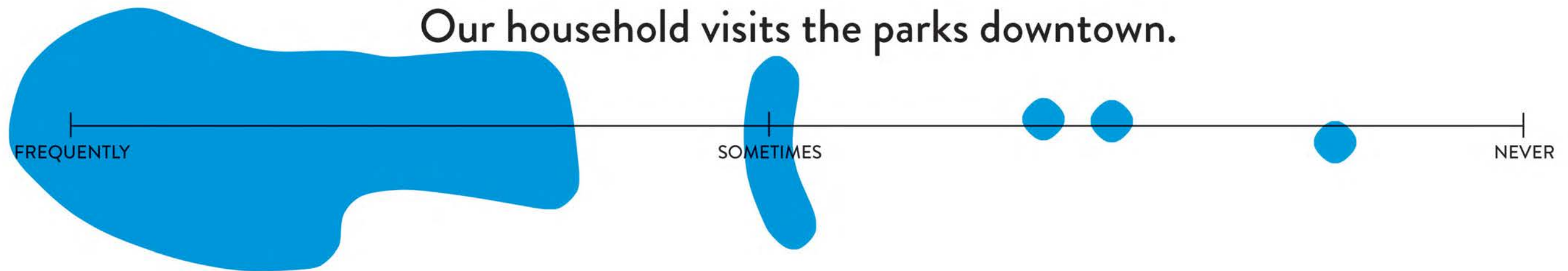
NEIGHBORHOOD AREA #7

FREDERICKSBURG, VA | OCTOBER 2018

fredericksburg@streetsense.com



Surface streetsense.



We visit the parks downtown.

	STRONGLY DISAGREE	(NO LABEL)	(NO LABEL)	(NO LABEL)	NEUTRAL	(NO LABEL)	(NO LABEL)	(NO LABEL)	STRONGLY AGREE	TOTAL	WEIGHTED AVERAGE
(no label)	2.99% 2	0.00% 0	4.48% 3	1.49% 1	10.45% 7	13.43% 9	17.91% 12	7.46% 5	41.79% 28	67	7.16



NEIGHBORHOOD AREA #7

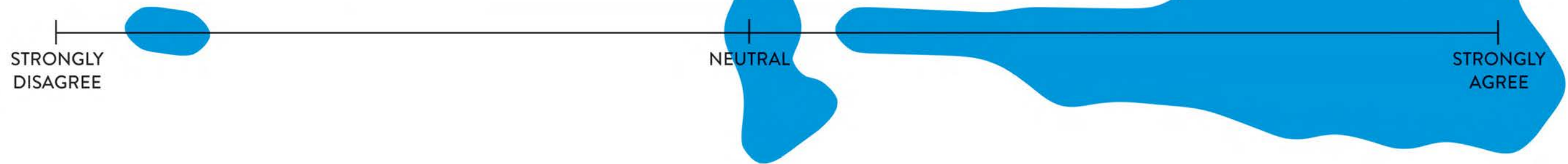
FREDERICKSBURG, VA | OCTOBER 2018

fredericksburg@streetsense.com



Surface streetsense.

I can find parking within an easy walking distance downtown.



	STRONGLY DISAGREE	(NO LABEL)	(NO LABEL)	(NO LABEL)	NEUTRAL	(NO LABEL)	(NO LABEL)	(NO LABEL)	STRONGLY AGREE	TOTAL	WEIGHTED AVERAGE
(no label)	3.03% 2	1.52% 1	6.06% 4	1.52% 1	1.52% 1	9.09% 6	31.82% 21	15.15% 10	30.30% 20	66	7.09



NEIGHBORHOOD AREA #7

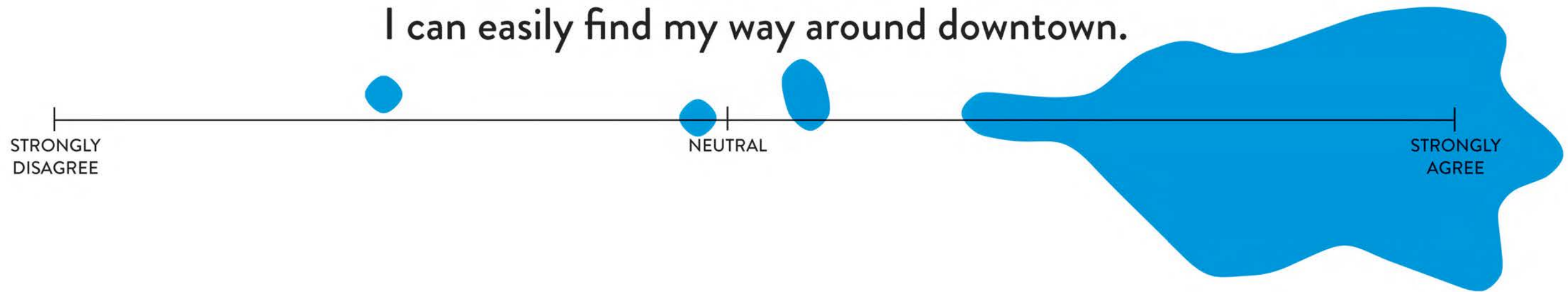
FREDERICKSBURG, VA | OCTOBER 2018

fredericksburg@streetsense.com



Surface streetsense.

I can easily find my way around downtown.



	STRONGLY DISAGREE	(NO LABEL)	(NO LABEL)	(NO LABEL)	NEUTRAL	(NO LABEL)	(NO LABEL)	(NO LABEL)	STRONGLY AGREE	TOTAL	WEIGHTED AVERAGE
(no label)	1.54% 1	1.54% 1	3.08% 2	0.00% 0	0.00% 0	3.08% 2	4.62% 3	9.23% 6	76.92% 50	65	8.31



NEIGHBORHOOD AREA #7

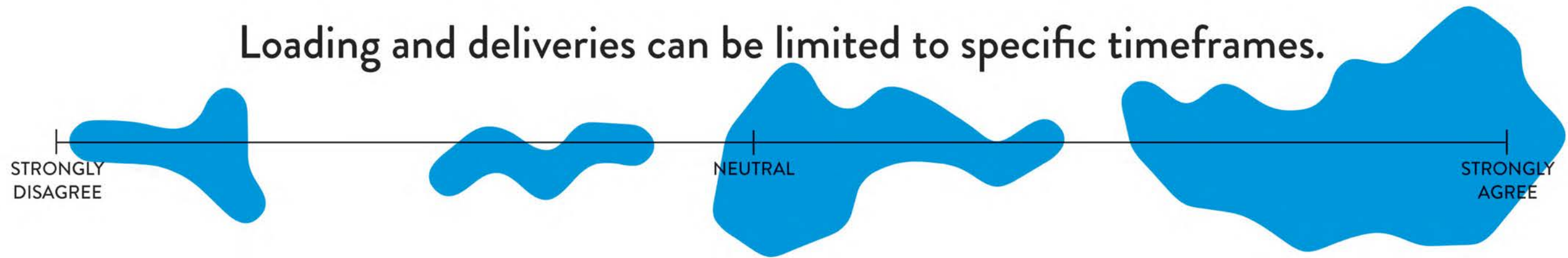
FREDERICKSBURG, VA | OCTOBER 2018

fredericksburg@streetsense.com



Surface streetsense.

Loading and deliveries can be limited to specific timeframes.



	STRONGLY DISAGREE	(NO LABEL)	(NO LABEL)	(NO LABEL)	NEUTRAL	(NO LABEL)	(NO LABEL)	(NO LABEL)	STRONGLY AGREE	TOTAL	WEIGHTED AVERAGE
(no label)	1.52% 1	0.00% 0	7.58% 5	3.03% 2	34.85% 23	10.61% 7	16.67% 11	7.58% 5	18.18% 12	66	6.15



NEIGHBORHOOD AREA #7

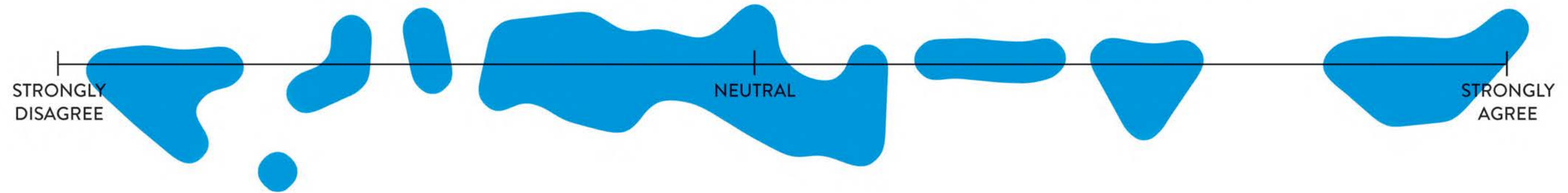
FREDERICKSBURG, VA | OCTOBER 2018

fredericksburg@streetsense.com



Surface streetsense.

Streets can be animated without retail storefronts.



Retail storefronts are not required to make interesting streets.

	STRONGLY DISAGREE	(NO LABEL)	(NO LABEL)	(NO LABEL)	NEUTRAL	(NO LABEL)	(NO LABEL)	(NO LABEL)	STRONGLY AGREE	TOTAL	WEIGHTED AVERAGE
(no label)	21.21% 14	10.61% 7	16.67% 11	10.61% 7	16.67% 11	3.03% 2	9.09% 6	3.03% 2	9.09% 6	66	4.06



NEIGHBORHOOD AREA #7

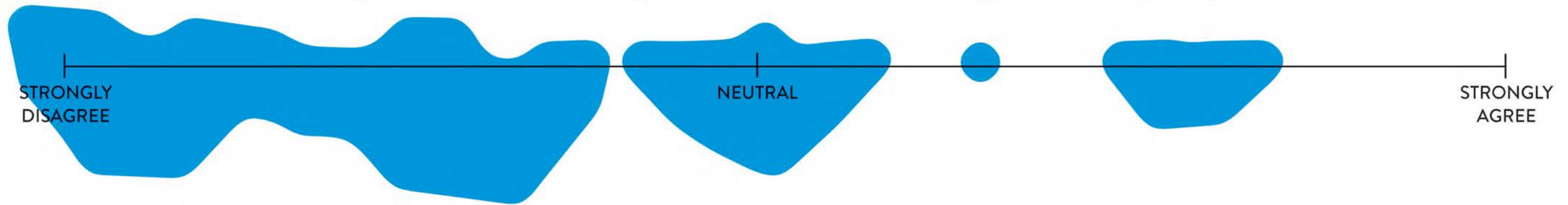
FREDERICKSBURG, VA | OCTOBER 2018

fredericksburg@streetsense.com



Surface streetsense.

Downtown Fredericksburg includes the right kinds of housing for the people who want to live there.



	STRONGLY DISAGREE	(NO LABEL)	(NO LABEL)	(NO LABEL)	NEUTRAL	(NO LABEL)	(NO LABEL)	(NO LABEL)	STRONGLY AGREE	TOTAL	WEIGHTED AVERAGE
(no label)	12.12% 8	4.55% 3	21.21% 14	6.06% 4	16.67% 11	12.12% 8	13.64% 9	9.09% 6	4.55% 3	66	4.74



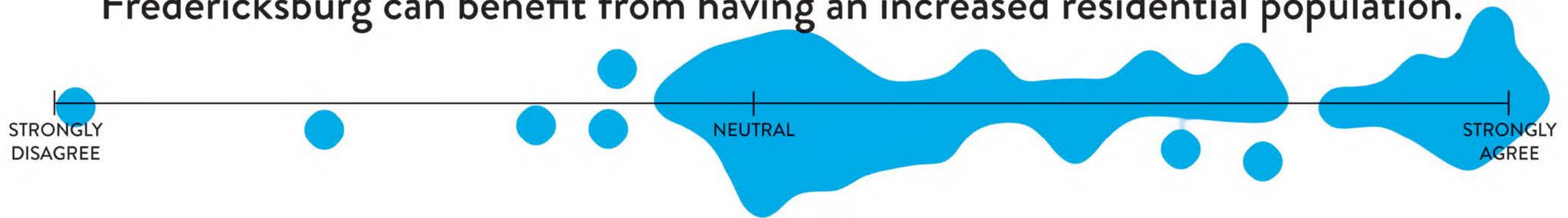
NEIGHBORHOOD AREA #7

FREDERICKSBURG, VA | OCTOBER 2018

fredericksburg@streetsense.com



Fredericksburg can benefit from having an increased residential population.



	STRONGLY DISAGREE	(NO LABEL)	(NO LABEL)	(NO LABEL)	NEUTRAL	(NO LABEL)	(NO LABEL)	(NO LABEL)	STRONGLY AGREE	TOTAL	WEIGHTED AVERAGE
(no label)	6.06% 4	4.55% 3	6.06% 4	4.55% 3	25.76% 17	9.09% 6	16.67% 11	9.09% 6	18.18% 12	66	5.88



NEIGHBORHOOD AREA #7

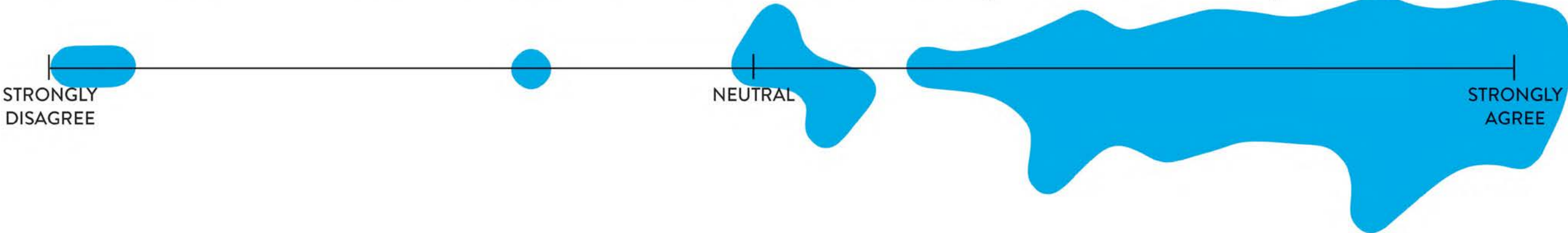
FREDERICKSBURG, VA | OCTOBER 2018

fredericksburg@streetsense.com



Surface streetsense.

Riverside retail and restaurants can increase awareness and improve the vitality of the Rappahannock.



	STRONGLY DISAGREE	(NO LABEL)	(NO LABEL)	(NO LABEL)	NEUTRAL	(NO LABEL)	(NO LABEL)	(NO LABEL)	STRONGLY AGREE	TOTAL	WEIGHTED AVERAGE
(no label)	4.62% 3	0.00% 0	1.54% 1	1.54% 1	10.77% 7	9.23% 6	26.15% 17	12.31% 8	33.85% 22	65	7.11

